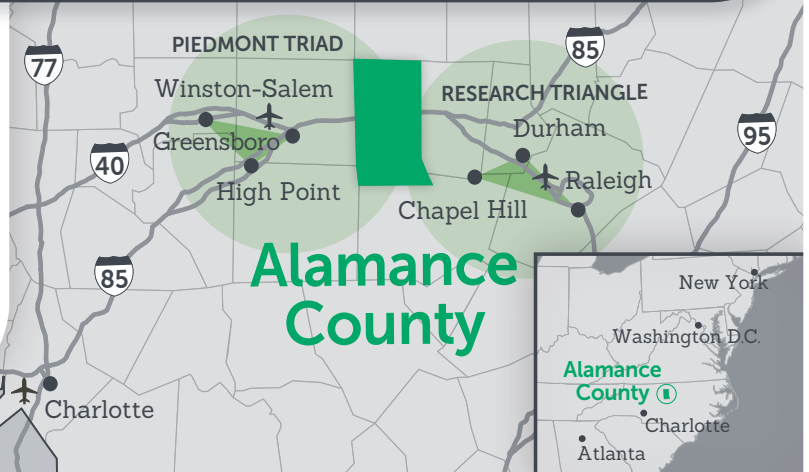


ALAMANCE COUNTY is centrally located in North Carolina, linking the Research Triangle and the Piedmont Triad metro regions. This location, combined with an excellent transportation system, offers businesses access to an incredibly large pool of highly skilled and well-educated workers.



POPULATION – ALAMANCE COUNTY

173,877  **+ 14%** Percent change since 2011

Source: U.S. Census Bureau, Population Estimates 2021

MUNICIPAL POPULATIONS

Burlington	57,303
Mebane	17,797
Graham	17,157
Elon	11,336

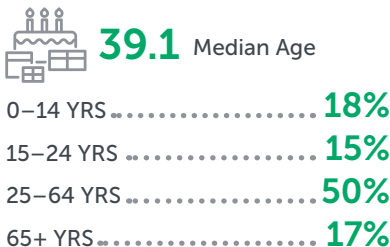
Source: U.S. Census Bureau, Census 2020

POPULATION DISTRIBUTIONS

GENDER

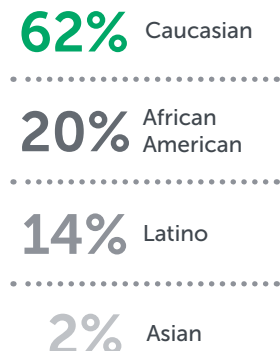


AGE



Source: American Community Survey, US Census Bureau, 2020

RACE



2020 MEDIAN INCOME

HOUSEHOLD

Alamance County	\$53,220
North Carolina	\$59,616
United States	\$67,340

PER CAPITA

Alamance County	\$27,994
North Carolina	\$31,993
United States	\$35,384

Source: Small Area Income and Poverty Estimates, American Community Survey, US Census Bureau, 2020

EDUCATION ATTAINMENT


ALAMANCE COUNTY

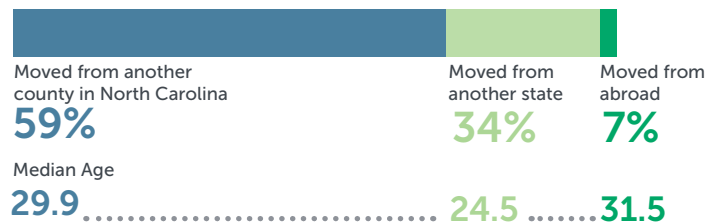
88%	High School Graduate or Higher	90%
25%	Bachelor's Degree or Higher	41%


ALAMANCE AREA*

Source: American Community Survey, US Census Bureau, 2020

MIGRATION

2,500 Average annual new residents (In-migration average 2015-2020) 



 **65%** New residents have attended college or awarded an Associate degree or higher

Source: US Census Bureau, 2020

*Alamance Area consists of Alamance, Caswell, Chatham, Davidson, Durham, Forsyth, Gullford, Orange, Person, Randolph, Rockingham & Wake counties.