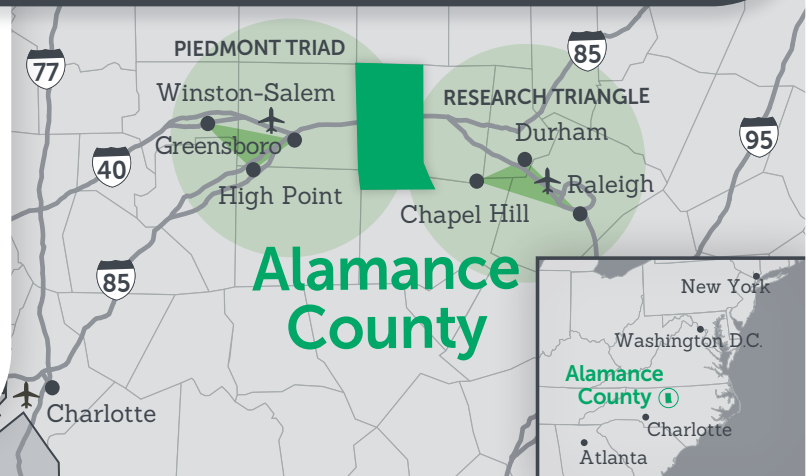












ALAMANCE COUNTY is centrally located in North Carolina, linking the Research Triangle and the Piedmont Triad metro regions. The county boasts an impressive roster of companies across a diverse range of industries, including manufacturing, medical testing, distribution and consumer goods.



TOP EMPLOYERS

	ALAMANCE-BURLINGTON SCHOOL SYSTEM Education	3,500
	LABCORP OF AMERICA Medical Testing	3,000
	CONE HEALTH ALAMANCE REGIONAL Healthcare	2,000
	ELON UNIVERSITY Education	1,500
	WAL-MART STORES INC. Food Distribution Center & Retail Stores (3)	1,200
	CITY OF BURLINGTON Government	1,100
	ALAMANCE COUNTY Government	950
	HONDA Small Engine and Jet Engine Manufacturing	850
	GKN DRIVELINE NORTH AMERICA Automotive Parts	800
	ALAMANCE COMMUNITY COLLEGE Education	650

TOP INDUSTRIAL EMPLOYERS

	LABCORP OF AMERICA Medical Testing	3,000
	GKN DRIVELINE NORTH AMERICA Automotive Parts	800
	HONDA POWER EQUIPMENT Small Engine Manufacturing	750
	WAL-MART STORES INC. Food Distribution Center	600
	GLEN RAVEN, INC. Engineered Textiles	500
	KAYSER-ROTH CORP Hosiery	460
	JABIL PACKAGING SOLUTIONS Medical and Consumer Packaging	400
	LIGGETT GROUP, LLC Tobacco Products Manufacturing	250
	SHEETZ Bakery and Distribution Center	250
	SPORTS ENDEAVORS, INC. Sports Retailer	150

Source: Employer Information 2016-2017