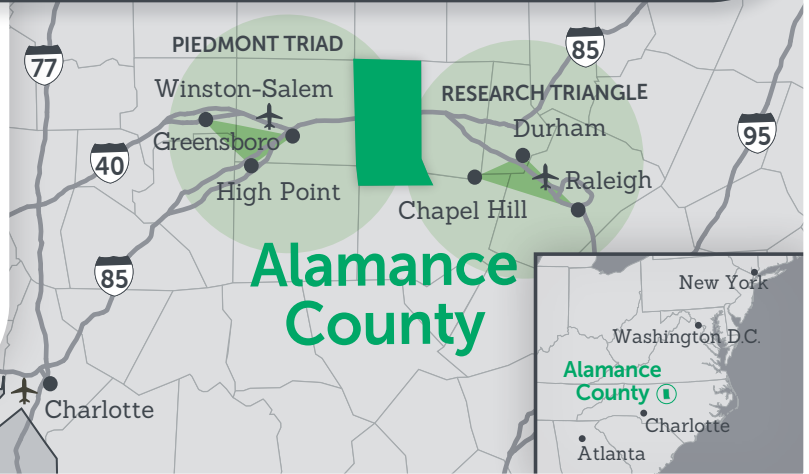


ALAMANCE COUNTY is centrally located in North Carolina, linking the Research Triangle and the Piedmont Triad metro regions. This location, combined with an excellent transportation system, offers businesses access to an incredibly large pool of highly skilled and well-educated workers.



POPULATION – ALAMANCE COUNTY

171,415  **+ 13%** Percent change since 2010

Source: U.S. Census Bureau, Census 2020

MUNICIPAL POPULATIONS

Burlington	57,303
Mebane	17,797
Graham	17,157
Elon	11,336

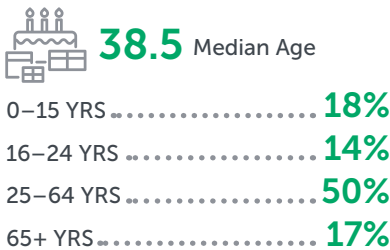
Source: U.S. Census Bureau, Census 2020

POPULATION DISTRIBUTIONS

GENDER

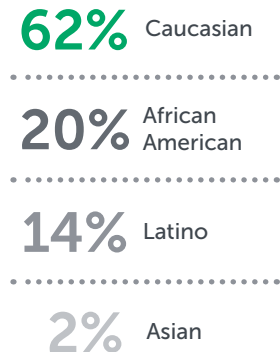


AGE



Source: American Community Survey, US Census Bureau, 2019 (Race 2020 Census)

RACE



2019 MEDIAN INCOME

HOUSEHOLD

Alamance County	\$58,490
North Carolina	\$ 57,341
United States	\$ 65,712

PER CAPITA

Alamance County	\$28,330
North Carolina	\$32,021
United States	\$35,672

Source: American Community Survey, US Census Bureau, 2019

EDUCATION ATTAINMENT


ALAMANCE COUNTY

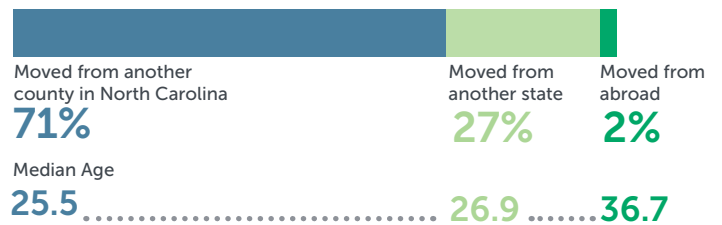
87%	High School Graduate or Higher	89%
25%	Bachelor's Degree or Higher	39%


ALAMANCE AREA*

Source: American Community Survey, US Census Bureau, 2019

MIGRATION

2,500 Average annual new residents (In-migration average 2015-2019) 



 **61%** New residents have attended college or awarded an Associate degree or higher

Source: US Census Bureau, 2019 & 2018

*Alamance Area consists of Alamance, Caswell, Chatham, Davidson, Durham, Forsyth, Gullford, Orange, Person, Randolph, Rockingham & Wake counties.