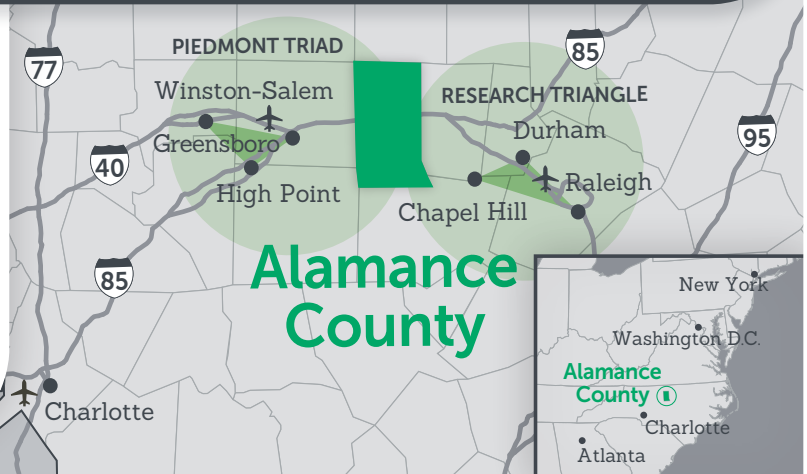


ALAMANCE COUNTY is centrally located in North Carolina, linking the Research Triangle and the Piedmont Triad metro regions. The county and surrounding area offers a large and diverse workforce as well as an impressive mix of world-class universities and industry-focused community colleges.



POPULATION

ALAMANCE COUNTY	ALAMANCE AREA*
171,415 	3,240,558

Source: U.S. Census Bureau, 2020 Census


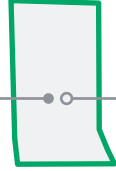

LABOR FORCE

ALAMANCE COUNTY	ALAMANCE AREA*
81,320 Total Labor Force	1,615,414
77,289 Employed	1,540,313
5.0% Unemployment Rate	4.6%

Source: Local Area Unemployment Statistics, NC Commerce LEAD, Jan-Jun 2021

DAILY COMMUTING PATTERNS

ALAMANCE COUNTY

29,891 		39,054 
Total In Commuting		Total Out Commuting
9,163		
Net Out-Commuters		

Source: US Census Bureau, numbers include one primary job per worker, 2018

*Alamance Area consists of Alamance, Caswell, Chatham, Davidson, Durham, Forsyth, Gullford, Orange, Person, Randolph, Rockingham & Wake counties.

EDUCATION/TRAINING

	23 Area Colleges & Universities
	9 Area Community Colleges

ALAMANCE COUNTY	ALAMANCE AREA*
7,424 4-Year University Students	189,185
6,359 Community College Students	86,846
2,545 Degees/Certificates Granted	65,451

Sources: National Center for Educational Statistics, 2020

ALAMANCE COMMUNITY COLLEGE



- Customized industry training programs
- Two-year mechatronics degree
- Six-Sigma Training
- Biotechnology Center of Excellence

Source: www.alamancecc.edu

SUPPORT SERVICES & AGENCIES

4 Engineering Schools (Elon, NC State, NC A&T, Duke)	1 Local Human Resource Association
8 Area Apprenticeship Programs	1 Regional Employers Association
	42 Area Private Employment Agencies

Source: Triad and Triangle Book of Lists, Apprenticeship NC